



Heavy-Duty Cookline Countertop Manual Gas Griddle

Models: HGM-2424 HGM-2436 HGM-2448 HGM-2460 HGM-2472

PRODUCT:

QUANTITY:

ITEM #:

Designed Smart

Gas counter top griddles with a low profile design that are only 13 1/8" tall to grilling surface making them ideal for use on refrigerated cabinets or counter tops. The Heavy Duty Series Griddles are designed to mix and match with the Heavy Duty Char Broilers and Heavy Duty counter top ranges.

The griddle plate is 1" thick (25.4mm) and 24" deep (610mm), polished, cold-rolled steel. Six widths are available from 24" (610mm) to 72" (1829mm) in one foot increments. The Heavy Duty Series features high-performance, energy-efficient, 33,000 BTUH burners located every 12" with individual, operator-controlled valves and are available in two control types: manual or thermostatic.

The interior combustion chamber is heavy-duty heat resistant 11- and 16-gauge steel, and is hand-welded for strength and durability. Standard features include stainless and aluminized steel exterior, spatula-width front grease trough, stainless steel landing ledge and large capacity, slide-out grease pan. Additional features include individual 3/4" NPT rear gas connection in natural or LP gas, pressure regulator and 4" (102mm) NSF approved legs with adjustable bullet feet. Stainless steel splash guards are continuously welded to the griddle plates.

APW Wyott Design Features

- 1" thick griddle plate & 24" deep grilling surface
- Heavy gauge, hand-welded, heat-resistant steel combustion chamber
- 33,000 BTUH burners every 12"
- Up to 198,000 total BTUH in natural or LP gas
- Individually operated burner valves with manual, thermostatic/snap-action controls
- Stainless and aluminized steel exterior
- Stainless steel, welded splash guards, landing ledge
- Low profile, counter top design - only 13 1/8" to grilling surface
- Front grease trough, and stainless steel, slide-out grease pan
- Heavy-duty 4" NSF approved adjustable chrome legs with bullet feet
- 3/4" (19mm) NPT rear gas connection



Model HGM-2424 Heavy Duty Manual Griddle

Options & Accessories

- Stainless steel front-mounted work deck with or without sauce pan cut-outs
- Condiment rail
- Gas connector hoses
- Equipment stands with or without casters

Reliability backed by APW Wyott's Warranty

All APW Wyott Heavy Duty Cooking Equipment is backed by a 1-year limited warranty and a 1-year on-site labor warranty.*

- Certified by the following agencies:



*Warranty does not include rock grates, cooking grates, burner shields or fireboxes.

See reverse side for product specifications.



APW Wyott Foodservice Equipment Company · 729 Third Ave., Dallas, TX 75226
(800) 527-2100 · (214) 421-7366 · Fax (214) 565-0976 · www.apwwyott.com · info@apwwyott.com

Rev. 02/25/09



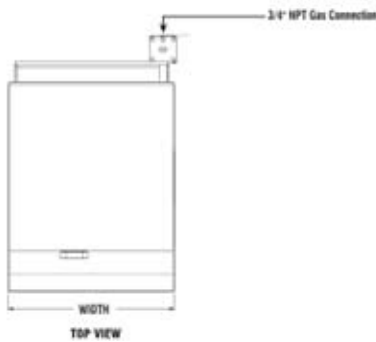
Heavy-Duty Cookline Countertop Manual Gas Griddle

Models: HGM-2424 HGM-2436 HGM-2448 HGM-2460 HGM-2472

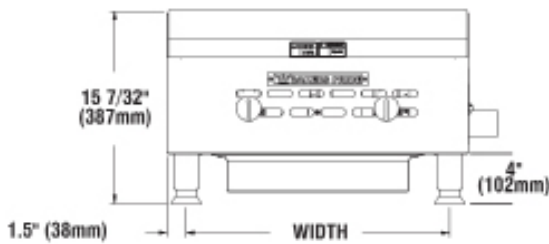
PRODUCT:

QUANTITY:

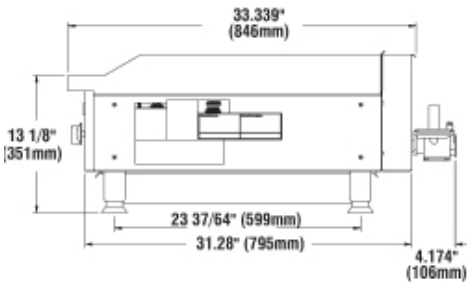
ITEM #:



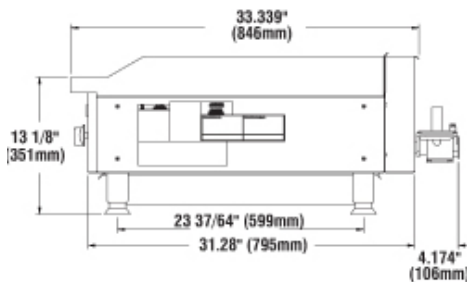
TOP VIEW



FRONT VIEW



SIDE VIEW



SIDE VIEW

PRODUCT SPECIFICATIONS

Construction:

Stainless steel top skirt, grease trough, grease collector drawer, and front panel. Stainless steel radiant. Aluminized steel sides and back panel. 4" adjustable legs. Welded construction, Field convertible and adjustable gas regulator.

Gas Specifications:

HGM-2424:	2 burners, 80,000 BTUH total,	23.4 KW
HGM-2436:	3 burners, 120,000 BTUH total,	35.1 KW
HGM-2448:	4 burners, 160,000 BTUH total,	46.8 KW
HGM-2460:	5 burners, 200,000 BTUH total,	58.6 KW
HGM-2472:	6 burners, 240,000 BTUH total,	70.3 KW

Cooking Surface:

HGM-2424:	24" H x 24" W (61 cm x 61 cm)
HGM-2436:	24" H x 36" W (61 cm x 91.5 cm)
HGM-2448:	24" H x 48" W (61 cm x 121.9 cm)
HGM-2460:	24" H x 60" W (61 cm x 152.4 cm)
HGM-2472:	24" H x 72" W (61 cm x 182.9 cm)

Overall Dimensions:

HGM-2424:	15 7/32" H x 24" W x 33 5/16" D (38.7 cm x 61 cm x 63.2 cm)
HGM-2436:	15 7/32" H x 36" W x 33 5/16" D (38.7 cm x 91.4 cm x 63.2 cm)
HGM-2448:	15 7/32" H x 48" W x 33 5/16" D (38.7 cm x 121.9 cm x 63.2 cm)
HGM-2460:	15 7/32" H x 60" W x 33 5/16" D (38.7 cm x 152.4 cm x 63.2 cm)
HGM-2472:	15 7/32" H x 72" W x 33 5/16" D (38.7 cm x 182.9 cm x 63.2 cm)

Shipping Information:

HGM-2424: 308 lbs. (14 kg)	HGM-2436: 460 lbs. (20.9 kg)
HGM-2448: 540 lbs. (24.5 kg)	HGM-2460: 655 lbs. (29.7 kg)
HGM-2472: 770 lbs. (34.9 kg)	
F.O.B. Cheyenne, WY 82007	

Heavy Duty Countertop Manual
Gas Griddle
Model HGM-2424

*APW Wyott reserves the right to modify specifications or discontinue models without incurring obligation.



APW Wyott Foodservice Equipment Company · 729 Third Ave., Dallas, TX 75226
(800) 527-2100 · (214) 421-7366 · Fax (214) 565-0976 · www.apwwyott.com · info@apwwyott.com

Rev. 02/25/09